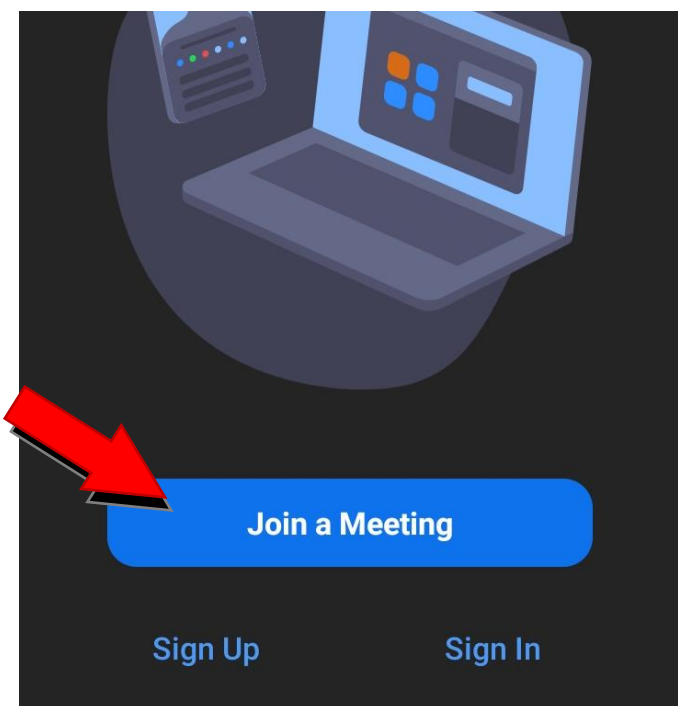
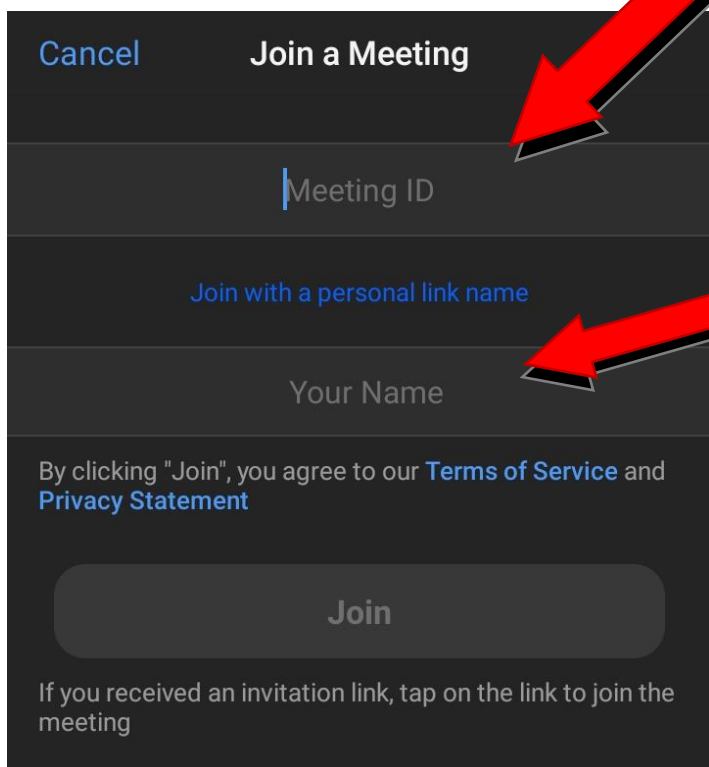




# Join a Meeting on Zoom



To **join** a Zoom meeting, open Zoom and select the **blue** button that says '**Join a meeting**'



In the first line, enter the **meeting ID**. The meeting host will have sent you the ID or can be found on the **Facebook** group.

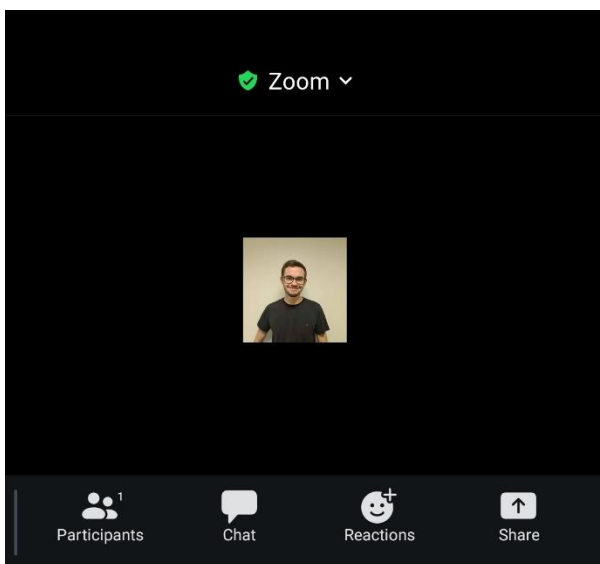
In the second line, enter **your name**, so other members know who you are.

Tap '**Join**' once you have entered the details. The button will turn **blue**.

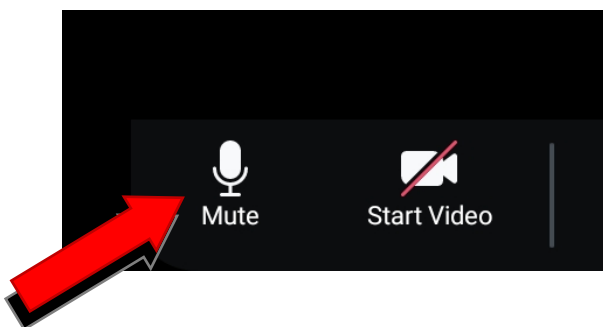


You can also join a meeting using a **meeting link**, which will be sent to you, or found on the **Facebook group**. Just tap on the link to proceed. Be sure to check that it's the right link first!

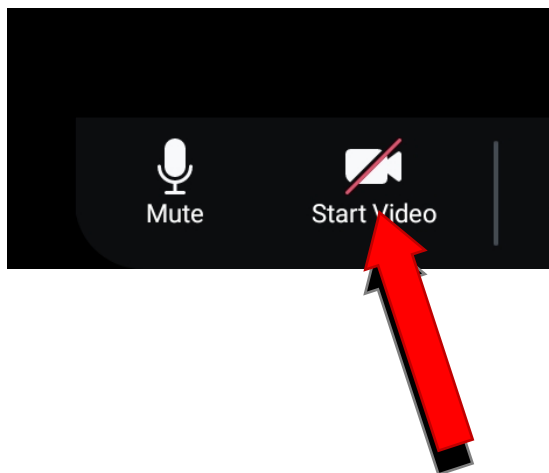
Joining through a link will **skip the first steps**.



**Tap** on the screen to bring up the options available to you during the meeting.

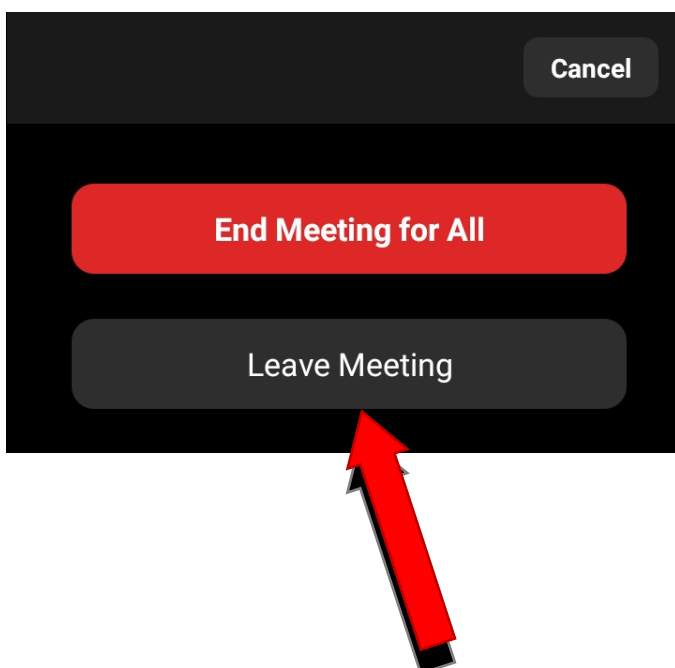


You can tap on the **Mute** button, the **microphone icon**, to stop being heard when you speak. Tap again to **Unmute** and be heard again.



You can tap on the **Start Video** button, the **camera icon**, to **turn on** your **camera** so other members of the meeting can see you. Tap again to **turn off** your camera to stop being seen.

Your camera **might already be turned on** depending on the type of meeting you have joined.



To leave the meeting, tap the **red** button in the top right, and then select '**Leave Meeting**'.

This option will appear when you tap the screen once.