
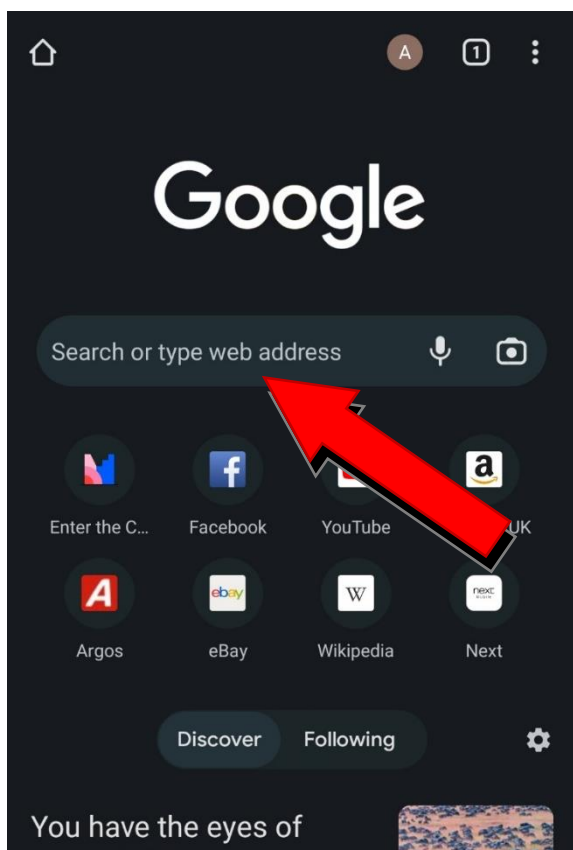




Making an Internet Search

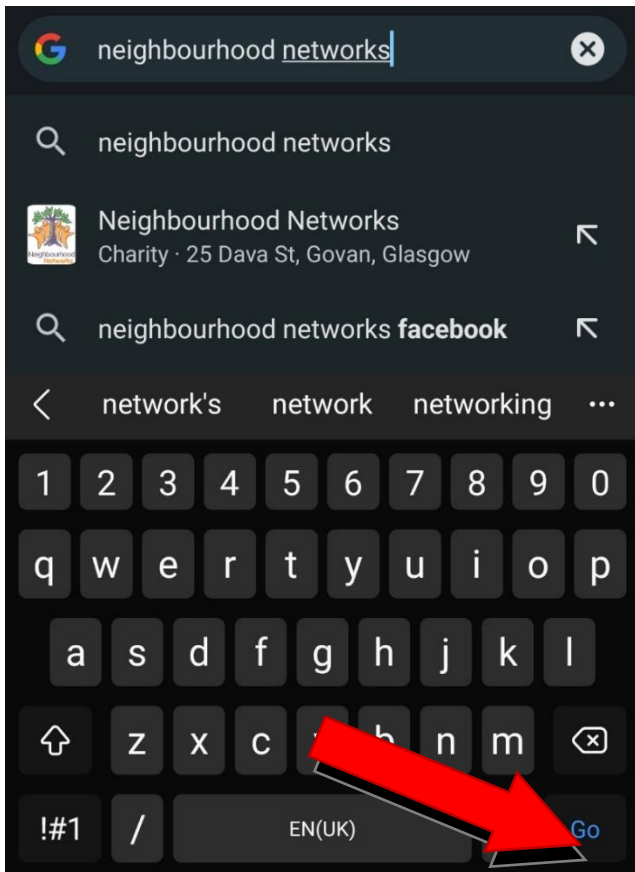


Start by **tapping** on the icon of your internet browser. This will be **Chrome** in most cases, but could also be **Safari**, **Opera** or **Samsung Internet** depending on your device or preferences.



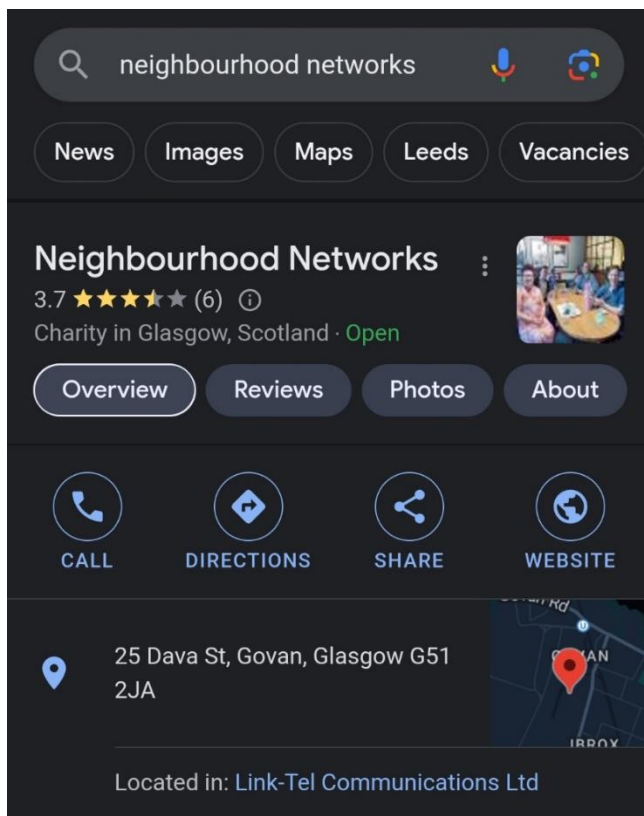
When your browser is open, locate the **search bar** and **tap** on it, this will allow you to type in what you want to find.

What you are looking for might be in the **quick access** area, where common and recent searches put themselves to make things easier.



As you are typing out your search, the browser will **auto-fill** with some suggestions to speed up your search.

You can **tap** on one if it's what you are looking for, if not, you can tap **Go** in the bottom right of your keyboard when you have finished typing.



Once you've completed your search, some options for you to select will come up. After any **ads** or **sponsored pages**, the first option is usually what you are looking for. Don't be afraid to scroll the page.

You can tap on any option that's **blue** to find out more information about it, you're looking to find the **title** of the page you searched for.