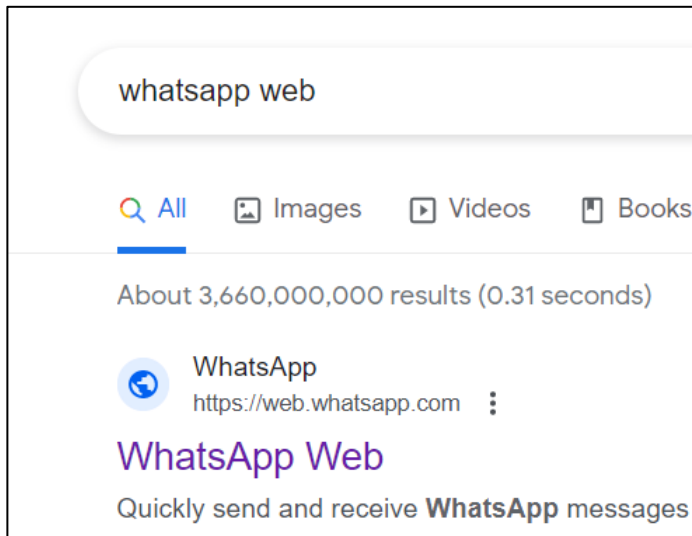




Using WhatsApp on other Devices



To use WhatsApp on a computer, search for **WhatsApp Web** on the internet.

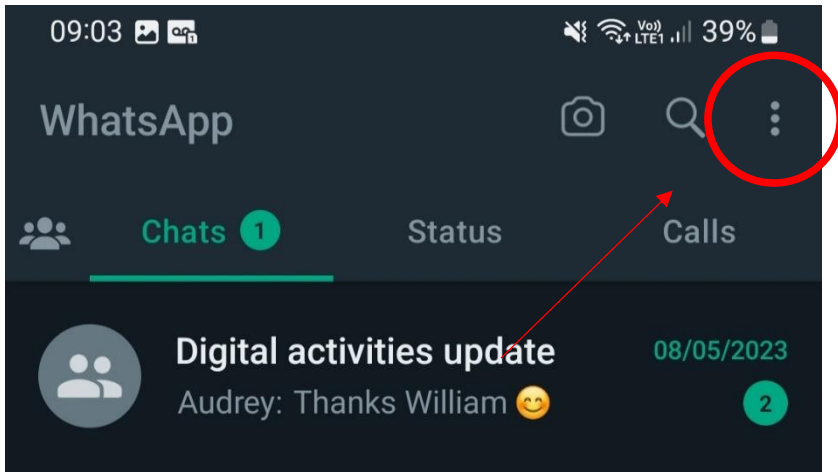


When you find the page, it will give you steps on how to link your phone, along with a QR code.

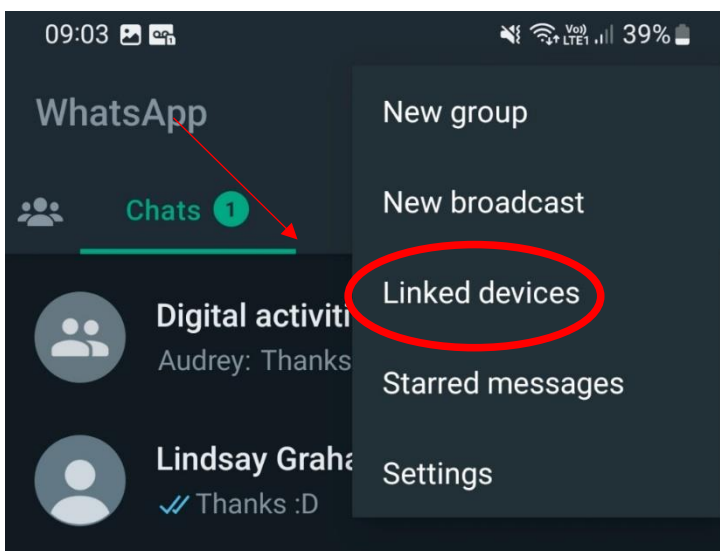


If you want to open WhatsApp on a **tablet**, tap on the **green WhatsApp** icon, and a similar screen with a QR code will appear on your tablet.

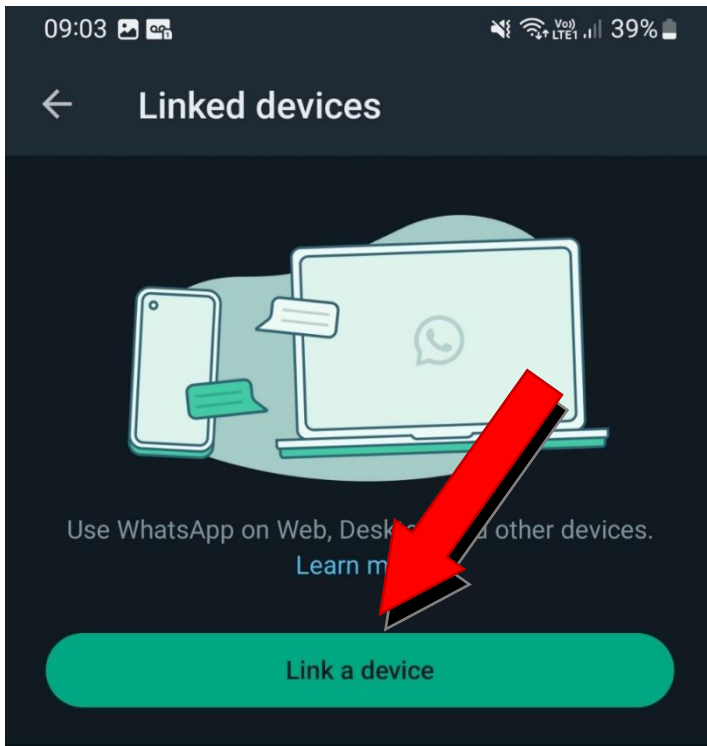
Then, open WhatsApp on your **phone** using the same method.



Still on your phone, look for the **icon of the 3 dots** indicated by the red circle on here.



A small menu with 5 options will appear, tap on **Linked Devices**, which is in the **middle** of the 5 options.



Still on your phone, tap on the **green button** that says **Link a device**.



Your phone's **camera** will then open, focusing on a square in the middle.

Point the **phone's camera** at the QR code on your **other device**.

When the phone scans the code, your other device will connect to your WhatsApp, and you can access all the same chats!